

Explore Your Watershed

Student Journal



Name: _____

Date: _____

1 Answer the following Guiding Questions. It is OK if you do not know the answers to all of them.

Where is water found? Name some examples of where you have seen water.

Add to your answer after learning about watersheds

Where have you visited water in nature? What did it look like?

Add to your answer after learning about watersheds

What animals live in the water?

Add to your answer after learning about watersheds






What plants live in the water?

Add to your answer after learning about watersheds

Explore Your Watershed

Student Journal

2 Complete the Sort It Out Activity and answer the following questions.

Name the following water source.	Have you seen this source of water before? Where?
	
	
	
	
	

<p>List how you sorted the pictures during round 1.</p>	<p>List how you sorted the pictures during round 2.</p>
<p>How many different phases of water do you see? (solid, liquid gas?)</p>	<p>What patterns do you see with the different pictures?</p>

Explore Your Watershed

Student Journal

3 Crumpled Watershed Activity

Click here to watch the [Crumpled Watershed Activity Video](#)

Complete the following statements

<p>What you noticed</p>	<p>I notice...</p>
<p>Write what questions you have</p>	<p>I wonder...</p>
<p>Write down what this paper reminds you of.</p>	<p>This reminds me of...</p>

Check off the different sources of pollution



- Pollution
 Not pollution



- Pollution
 Not pollution



- Pollution
 Not pollution



- Pollution
 Not pollution

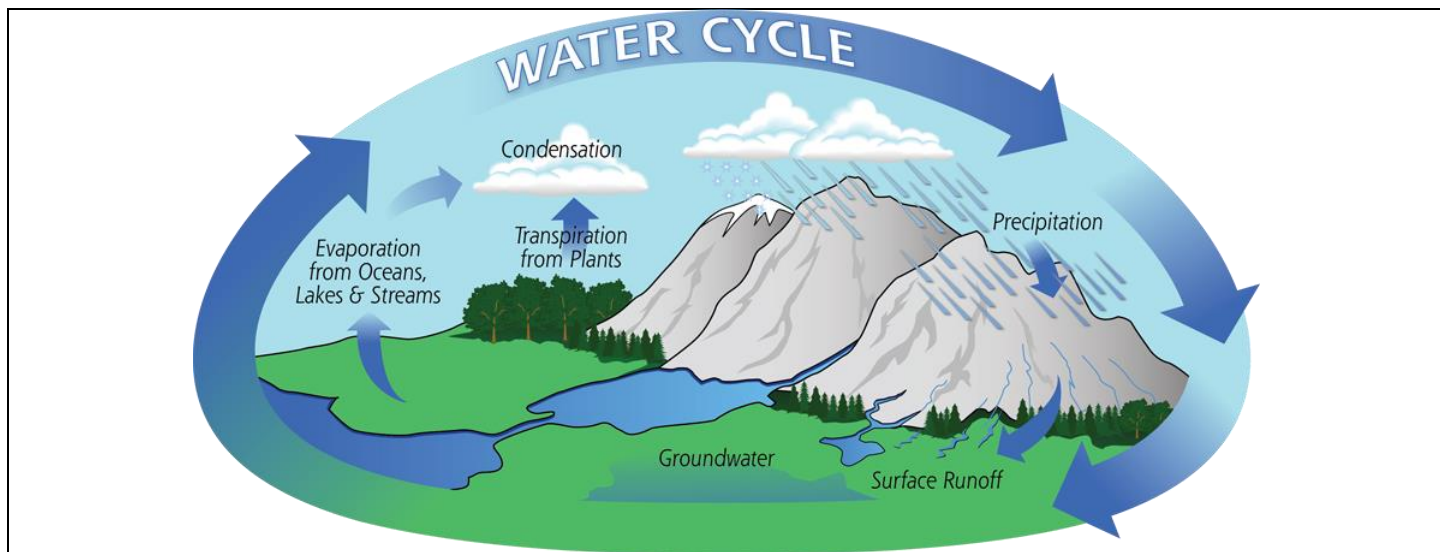
Explore Your Watershed

Student Journal

4

Explore Your Watershed

Watch the [Explore Your Watershed Video](#) and answer the following questions.



Look at the water cycle picture above.
List different sources of water.

What is the definition of a watershed?

Water...

Shed...

Explore Your Watershed

Student Journal



5 River Song

Click here to watch the [River Song Sing-along Video](#)

Draw a picture of what you think the song was describing.

A large, empty rectangular box with a blue border, intended for the student to draw a picture of what they think the song was describing.

Explore Your Watershed

Student Journal



6 What is Your Watershed

Answer the following questions.

The name of my watershed is...

My watershed drains into the...

The top of my watershed is at...

7 Pollution Prevention

List three ways you can prevent pollution from entering your watershed

1.

2.

3.